

**MEETING**  
**TROY BOROUGH COUNCIL**

**July 24 , 2014**

Meeting opened as scheduled @ 7:00 PM, Allen F. Pierce Library

**ELECTED ATTENDANCE:**

Bristol, Krystle	Present
Colton, Mark	Present
Hodlofski, Jason	Present
Malehorn, Jen	Present
Seymour, Veronica	Absent
Warn, Jim	Present
Wisel Kyle	Absent
Powers, Mike-Mayor	Absent

**OTHER BOROUGH ATTENDANCE:**

Senior Patrolman	Mike Northup
Manager	Dan Close

Call to order by President Krystle Bristol at 7:00 PM.

APPROVAL OF MINUTES: June 26, 2014 minutes were approved by unanimous voice vote on a motion by Mark Colton, seconded by Jen Malehorn.

APPROVAL OF BILLS: Motion by Jim Warn to pay the bills as presented (attached and made a part of the minutes). The motion was seconded by Mark Colton and passed by unanimous voice vote.

PAID	\$101,509.26
UNPAID	\$6,232.91
HWY AID PAID	\$ 1,820.00
HWY AID UNPAID	\$0
CASE TRUST	\$2,650.00

PRESIDENTS REPORT: Attached and made a part of the minutes.

- The Resolution regarding tourism funding in Bradford County was tabled for review by General Government Committee. The letter from the Commissioners, proposed resolution and talking point from the Endless Mountains Visitors Bureau. (attached)

MAYORS REPORT: Attached and made a part of the minutes

INSURANCE BROKERS REPORT: No activity reported

BOROUGH MANAGERS REPORT:

- Dispute notice sent to Labor and Industry in preparation of upcoming union negotiations. This is standard practice for both parties when an agreement is coming to an end.
- Jen Malehorn made a motion to allow the Manager to advertise for construction bids for the Redington Avenue Bridge. The motion was seconded by Jim Warn and passed by unanimous voice vote.

COMMITTEE REPORTS:

<u>GENERAL GOVERNMENT</u>	No report
<u>STREETS &amp; SIDEWALKS</u>	Attached and made a part of the minutes.
<u>FINANCE:</u>	Written monthly finance report for June 2014 (attached and made part of the minutes)
<u>WATER / SEWER:</u>	attached and made part of the minutes
<u>PERSONNEL</u>	No report
<u>PROTECTION OF PERSONS&amp;PROPERTY</u>	attached and made a part of the minutes

**Public comment** : Jack Hulslander addressed Council. No action taken

ADJOURNMENT

Council adjourned @ 8:00 PM for an executive session to discuss a manager agreement and pay.

Council reconvened @ 8:30.

Motion by Mark Colton seconded by Jen Malehorn to approve the Managers agreement (attached and made part of the minutes) along with a 3.3% increase effective as of July 1, 2014.

With nothing further the meeting was adjourned @ 8:45 PM.

Respectfully Submitted

Daniel J. Close  
Manager / Secretary

**Troy Boro**  
49 Elmira Street, Troy, PA 16947

**Printed Regular Checks**

GENERAL FUND CHECKING - Summary - From 6/28/14 To 7/17/14  
Check #: All - Vendor ID: All - Payee Name: All

Chk No.	Date	Payee Name	Check Amount
16122	7/03/14	FRONTIER COMMUNICATIONS	30.97
16123	7/03/14	FRONTIER COMMUNICATIONS	34.22
16124	7/03/14	FRONTIER COMMUNICATIONS	289.35
16125	7/03/14	MCI	48.12
16126	7/03/14	PA ENVIRONMENTAL SOLUTIONS, INC.	3,112.32
16127	7/03/14	PENELEC	288.68
16128	7/03/14	PARKER MACHINE & FABRICATION CO, INC	18,449.66
16129	7/03/14	DONALD WHITE	5,753.85
16130	7/03/14	DONALD WHITE	5,370.55
16131	7/11/14	PENELEC	15.60
16132	7/11/14	FRONTIER COMMUNICATIONS	37.12
16133	7/11/14	VERIZON WIRELESS	90.76
16134	7/11/14	NORTHERN TIER SOLID WASTE MANAGEME	105.00
16135	7/11/14	LARSON DESIGN GROUP, INC.	3,350.00
16136	7/11/14	YIS/COWDEN GROUP, INC.	95.00
16137	7/11/14	METRO ALERT	2,405.37
16138	7/11/14	QUILL CORPORATION	262.41
16139	7/11/14	L/B WATER SERVICE INC	614.31
16140	7/11/14	JUNIOR'S AUTO REPAIR	5,186.64
16141	7/11/14	PENELEC	98.49
16142	7/11/14	PENELEC	24.07
16143	7/11/14	PENELEC	38.53
16144	7/11/14	PENELEC	234.21
16145	7/11/14	FRONTIER COMMUNICATIONS	4.50
16146	7/11/14	FRONTIER COMMUNICATIONS	7.00
16147	7/11/14	PENELEC	364.89
16148	7/11/14	SCHOONOVER PLUMBING & HEATING	1,336.64
16149	7/11/14	DIRECT ENERGY BUSINESS	1,903.55
16150	7/11/14	DIRECT ENERGY BUSINESS	2,853.57
16151	7/11/14	PENELEC	64.71
16152	7/11/14	WILLIAMS OIL CO., INC.	104.07
16153	7/11/14	CENTRAL PENN GAS	32.08
16154	7/11/14	CENTRAL PENN GAS	57.89
16155	7/11/14	UNIFIRST CORPORATION	140.61
16156	7/11/14	DIRECT ENERGY BUSINESS	68.26
16157	7/11/14	DIRECT ENERGY BUSINESS	338.33
16158	7/11/14	PUMP n PANTRY	1,897.03
16159	7/11/14	EIGHMEY BUICK PONTIAC	29.95
16160	7/11/14	DONALD WHITE	5,791.61
16161	7/11/14	POSTMASTER TROY POST OFFICE	343.00
16162	7/17/14	HOOVER HARDWARE	499.31
16163	7/17/14	FRONTIER COMMUNICATIONS	28.26
16164	7/17/14	NELSON & STREETER CONSTRUCTION CO,	7,560.00
16165	7/17/14	JUNIOR'S AUTO REPAIR	537.78
16166	7/17/14	VERIZON WIRELESS	77.01
16167	7/17/14	DIRECT ENERGY BUSINESS	1,975.25
16168	7/17/14	LARSON DESIGN GROUP, INC.	160.00
16169	7/17/14	TROY TOWNSHIP	650.00
16170	7/17/14	CENTRAL PENN GAS	33.83
16171	7/17/14	PENNSYLVANIA MUNIC. HEALTH INS. COO	6,313.32
16172	7/17/14	R.C. STAHLNECKER CO.	15,808.00

**Troy Boro**  
49 Elmira Street, Troy, PA 16947

**Printed Regular Checks**

GENERAL FUND CHECKING - Summary - From 6/28/14 To 7/17/14  
Check #: All - Vendor ID: All - Payee Name: All

<b>Chk No.</b>	<b>Date</b>	<b>Payee Name</b>	<b>Check Amount</b>
16173	7/17/14	DOLLAR GENERAL	38.05
16174	7/17/14	TROY BOROUGH	10.60
16175	7/17/14	COMMONWEALTH OF PA,, PA DEP	100.00
16176	7/17/14	SEEWALD LABORATORIES, INC.	516.60
16177	7/17/14	ROSSETTI, MAGARET	40.00
16178	7/17/14	BRISTOL EXCAVATING	493.14
16179	7/17/14	UNITED STATES TREASURY	14.00
16180	7/17/14	DONALD WHITE	5,381.19
<b>Total for the 59 checks</b>			<b>101,509.26</b>

**Unprinted Regular Checks - All - Distribution Detail**  
**GENERAL FUND CHECKING**

Vendor ID	Date	Account Number	Payee Name \ Override Description	Distribution Amount	Check Amount
GPU			PENELEC		53.79
		15357	ST. LIGHTS ELEC (434.361)	53.79	
	Memo: ACCT # 100 009 155 878				
JUN			JUNIOR'S AUTO REPAIR		256.47
		15317	VEHICLE OPER. EXP (430.330)	85.49	
		25470	VEHICLE EXPENSE (6448.330)	85.49	
		35247	VEHICLE EXP. (8429.330)	85.49	
	Memo: INV # 11280				
METL			METLIFE SBC		133.20
		15815	LIFE INSURANCE	44.40	
		25815	LIFE INSURANCE	44.40	
		35815	LIFE INSURANCE	44.40	
	Memo: GROUP # TM05148685 0001				
NABC			NORTH AMERICAN BENEFITS COMPAN		452.45
		15810	INSURANCE-GENERAL	150.82	
		25493	INSURANCE (6486.350)	150.82	
		35800 .3	INSURANCE (8486.350)	150.81	
	Memo: POLICY # 9003-000032				
SEL			SELECTIVE INSURANCE		5,231.00
		15810	INSURANCE-GENERAL	1,743.67	
		25493	INSURANCE (6486.350)	1,743.67	
		35800 .3	INSURANCE (8486.350)	1,743.66	
	Memo: ACCT # 106-986-838				
TEAM			TEAMSTERS LOCAL #529		106.00
		15759 .3	UNION DUES EXPENSE	106.00	
	Memo: July 2014 dues				
<b>Totals</b>				<b>6,232.91</b>	<b>6,232.91</b>

6 unprinted check(s) on file of which 6 were selected.

**Troy Boro**  
49 Elmira Street, Troy, PA 16947

**Unprinted Regular Checks - All - Distribution Detail**  
**GENERAL FUND CHECKING**

Account Distributions

<b>Account No.</b>	<b>Account Description</b>	<b>Amount</b>
15317	VEHICLE OPER. EXP (430.330)	85.49
15357	ST. LIGHTS ELEC (434.361)	53.79
15759	UNION DUES EXPENSE	106.00
15810	INSURANCE-GENERAL	1,894.49
15815	LIFE INSURANCE	44.40
25470	VEHICLE EXPENSE (6448.330)	85.49
25493	INSURANCE (6486.350)	1,894.49
25815	LIFE INSURANCE	44.40
35247	VEHICLE EXP. (8429.330)	85.49
35800	INSURANCE (8486.350)	1,894.47
35815	LIFE INSURANCE	44.40
	<b>Total</b>	<b>6,232.91</b>

**Troy Boro**  
49 Elmira Street, Troy, PA 16947

**Printed Regular Checks**

HIGHWAY AID CHECKING - Summary - From 6/26/14 To 7/17/14  
Check #: All - Vendor ID: All - Payee Name: All

<b>Chk No.</b>	<b>Date</b>	<b>Payee Name</b>	<b>Check Amount</b>
1118	7/17/14	NORTHERN TIER SOLID WASTE MANAGEME	1,820.00
		<b>Total for the 1 check</b>	<b>1,820.00</b>

Account Distributions

<b>Account No.</b>	<b>Account Description</b>	<b>Amount</b>
67009	CLEANING STREETS & GUTTERS	1,820.00
		<b>1,820.00</b>

**Troy Boro**  
49 Elmira Street, Troy, PA 16947

**Printed Regular Checks**

CASE TRUST FUND CHECKING - Summary - From 6/26/14 To 7/17/14  
Check #: All - Vendor ID: All - Payee Name: All

<b>Chk No.</b>	<b>Date</b>	<b>Payee Name</b>	<b>Check Amount</b>
175	7/02/14	HERITAGE GARDEN CLUB	2,325.00
176	7/02/14	THURSDAY STUDY CLUB	325.00
<b>Total for the 2 checks</b>			<b>2,650.00</b>

Account Distributions

<b>Account No.</b>	<b>Account Description</b>	<b>Amount</b>
56100	DONATION	2,650.00
		<b>2,650.00</b>

Troy Borough Council  
Presidents Report  
July 24, 2014  
Allen F Pierce Library

**Committees that met:**

None

Thank you to the Council Members that volunteered last night at the Dairy Promotion Milkshake Booth!

Codification- Dan met with Ken Rotz on July 8<sup>th</sup>, hoping to have complete ordinances for Council to review and pass by September.

**Resolution- Tourism Promotion from Bradford County Commissioners**


George Baron Issue: Pending, Mr. Baron has hesitations about our solution actually fixing the water problem in his basement.

Executive:

1. Borough Managers Contract Renewal/Cost of Living Increase
2. Miller Terrace- Roto Rooter Bill Submitted to the Borough
3. Police Department Scheduling Issues
4. MA Pending Legal Action-Park


Respectfully Submitted,  
Krystle Bristol

Doug McLinko, Chairman  
Daryl L. Miller, Vice Chairman  
Mark W. Smith, Commissioner



Michelle L Shedden, Chief Clerk  
Jonathan Foster, Solicitor

Bradford County Commissioners Office



July 9, 2014

To: All Bradford County Municipalities

As Bradford County Commissioners we are asking you to support our effort to establish a new Bradford County tourism and promotion agency to better serve our residents.

To establish the new county-based tourism and promotion agency we are required to have your official support via the enclosed resolution. Your approval will allow the new agency to accept hotel room taxes collected in the county and to apply and accept grants from the Department of Community and Economic Development. We are required to have the support of the governing bodies of cities, boroughs, towns or townships within the county which have an aggregate of more than 50% of the total population of the county as determined by the most recently completed decennial United States Census.


In the last six years, Bradford County has seen tremendous growth. This new agency is one of our efforts to expand upon that growth into the future. It is our plan to utilize the room tax funds solely for the benefit of the residents of Bradford County. We want to ensure that these funds are used to promote tourism and economic development within Bradford County, which we believe will enhance our counties overall economy, and support job growth.

We have begun meeting with key stakeholders throughout the community who are excited about this new effort and we will continue to seek input for this new effort, including yours. With your support this new effort can bring about a much needed change. In the past year only 30% of the over \$400,000 in Bradford County Room Tax receipts was returned to Bradford County. Our new agency will devote every penny of these funds collected here to promote our county.

Enclosed is a resolution for your consideration to designate your support of an agency that will best serve our County to meet these goals. Please review the resolution and consider passing it at your next municipal meeting. We appreciate your consideration of this resolution and look forward to hearing from you.

Sincerely,


Bradford County Commissioners



Doug McLinko



Daryl L. Miller



Mark W. Smith

**BOROUGH OF \_\_\_\_\_**

Bradford County, Pennsylvania

**RESOLUTION NO. \_\_\_\_\_**

AND NOW, this \_\_\_\_\_ day of \_\_\_\_\_ 2014, the \_\_\_\_\_  
Borough at a duly advertised meeting of the \_\_\_\_\_ Borough Council adopts the  
foregoing Resolution:

**WHEREAS**, Bradford County is initiating a new direction in promoting tourism and  
business development; and

**WHEREAS**, the need to direct utilization of financial resources generated from the hotel  
tax on county specific issues is critical to our county's future; and

**WHEREAS**, the Tourism and business development efforts will focus directly on  
utilizing targeted financial resources to "improve and develop" Bradford County's perception as  
a dynamic place to work, live and visit; and

**WHEREAS**, as the region's largest county which generates the most in tourism tax, it is  
felt that not enough is being done to best benefit our county and private businesses with these  
funds; and

**WHEREAS**, Bradford County desires to plan, develop and promote a new  
tourism/business development strategy and establish an organization to implement the plan's  
objectives. This initiative is targeted to greatly increase business development, marketing and  
promotion, tourism program efficiencies, and greater availability of grants that impact our county  
tourism partners and visitors; and

**WHEREFORE**, Bradford County's goal is to promote all Bradford County businesses  
while developing a County specific image to improve tourism and measurable economic benefits.

**NOW THEREFORE, BE IT RESOLVED BY THE COUNCIL OF THIS BOROUGH AS  
FOLLOWS:**

1. Bradford County shall initiate a new direction in promoting tourism and business  
development; and
2. Bradford County shall direct utilization of financial resources generated from the  
hotel tax on county specific issues is critical to our county's future; and

3. Tourism and business development efforts will focus directly on utilizing targeted financial resources to “improve and develop” Bradford County’s perception as a dynamic place to work, live and visit; and
4. The region’s largest county which generates the most in tourism tax, it is felt that not enough is being done to best benefit our county and private businesses with these funds; and
5. Bradford County shall plan, develop and promote a new tourism/business development strategy and establish an organization to implement the plan’s objectives. This initiative is targeted to greatly increase business development, marketing and promotion, tourism program efficiencies, and greater availability of grants that impact our county tourism partners and visitors; and
6. Bradford County’s tourism and promotion agency shall promote all Bradford County businesses while developing a County specific image to improve tourism and measurable economic benefits.

**WHEREFORE,** \_\_\_\_\_ Borough hereby passes this

Resolution to designate the Bradford County Tourism and Promotion Agency as the Bradford County Tourism and Promotion Agency that will best serve Bradford County to meet our goals.

**DULY ADOPTED** this \_\_\_\_\_ day of \_\_\_\_\_, 2014, by the Council of the Borough of \_\_\_\_\_, Bradford County, Pennsylvania, in lawful session duly assembled.

**BOROUGH OF** \_\_\_\_\_,  
Bradford County, Pennsylvania

ATTEST:

\_\_\_\_\_  
(Assistant) Secretary  
(SEAL)

By: \_\_\_\_\_  
President of the Council

# EMVB

It was brought to our attention that a letter was sent out by the Bradford County Commissioners on July 9, 2014 with a resolution to designate the Bradford County Tourism and Promotion Agency as the recognized tourism agency for Bradford County. We have been your state and DCED recognized tourism promotion agency for 53 years. The Bradford County Commissioners are asking you to approve an agency that is in the planning stages. It is important to make an informed decision so I ask you to consider the following:

- While it is true that 30% of the Hotel Occupancy Tax collected in Bradford County goes back to Bradford County Organizations in the form of a grant program, the remaining 70% is still used to promote the county as part of the Endless Mountains Region in the following ways:
  - Advertising outside of the 4-county area to attract visitors, groups, meetings, and businesses to come to the Endless Mountains. (Inclusion in national, regional and local publications, maps, and brochures.) **What does their marketing plan look like – where will the new organization be placing advertisements? What is the new brand? Bradford County has been part of the Endless Mountains Brand for over 53 years. If they form their own agency they will no longer be identified under the Endless Mountains' brand.**
  - Sales initiatives that include AAA offices in PA, NY, NJ, MA, CT, RI, and Canada..
  - Social media – Facebook, Twitter, Instagram, Pinterest, Google Plus. **Who will be in charge of the Social Media Campaign?**
  - Community support through local advertising, participation with events and activities, press releases and weekly e-blasts that include events for the upcoming week.
  - Educational seminars to keep businesses up-to-date with tourism trends.
  - Membership in the Pennsylvania Association of Travel and Tourism, the Pennsylvania Hotel and Lodging Association, the Pennsylvania Bus Association, the American Bus Association, the Canadian Bus Association, the Pennsylvania Outdoor Writers Association, the Mid-Atlantic Tourism Public Relations Alliance, the PA Route 6 Association, and the UpState PA region. **Will there be membership in all of the different tourism related organizations?**
  - Representation at Travel and Tourism Shows both in the US and Canada.
  - Literature distribution within our 4 counties, the southern tier of NY ,throughout PA and the US. 24-7 access to information at 35 kiosks/ informational racks that are located throughout our 4 counties. Our members also distribute our literature at their individual locations. **How will tourism related businesses/organizations in Bradford County get their information out to surrounding counties and state? Is this new agency membership based? If so what are the benefits that will be offered to the businesses and what is the fee structure?**

- Inclusion in a fully staffed Visitors Center that allows the public access to informational brochures, calendar of events, maps and literature from all 4 of our counties. **Who will run the new agency, where will their office be, will there be a visitors center, and what hours will they work**
- We have a board with representation from 4 businesses from each county and one county commissioner from each count plus 3 at-large positions – NTRPDC, EMHR and Loyalsock State Forest .**What form of governance will the organization have? Who will they be answering to?**
- Room tax for the last 12 months for Bradford County was \$403,186.27. Room tax grants at 30% is \$120,955.88 leaving \$282,230.39 for Bradford County to use to run an agency. **Will the 30% of room tax still be in a grant program for non-profit organizations? If so it should be stated in the resolution.**
- According to our 2012/2013Fiscal Year 990 prepared by CPA firm Lochen and Chase our managerial/general expenses was at 7.31% of our annual income.

## STREET REPORT

- STREET REPAIRS HAVE BEEN COMPLETED IN SIX LOCATIONS THAT WERE EXCAVATED LAST WINTER FOR WATER LINE REPAIRS. THEY ARE: EAST MAIN, RAILROAD, WOODLAND, WEIGISTER, VALLEY VIEW, AND PROSPECT STREET.
- REPAIRS WERE ALSO MADE ON REDINGTON AVE. WHERE THE BOROUGH AND TOWNSHIP JOINED TOGETHER IN A SLUICE PIPE REPLACEMENT PROJECT
- THE EXCAVATED AREA ON HIGH STREET HAS BEEN REPAIRED BUT WILL NEED STORM DRAINAGE WORK IN THE FUTURE
- BIDS HAVE BEEN LET AND NOTICES TO PROCEED HAVE BEEN ISSUED FOR THE PLANNED STREET REPAIRS AND STORM DRAINAGE IMPROVEMENTS ON WOODLAND AND NEWLAND DRIVE, BOTH PROJECTS ARE SCHEDULED FOR LATE JULY OR EARLY AUGUST. RESIDENTS ON THOSE AND CONNECTING STREETS WILL BE NOTIFIED THROUGH THE COUNTY RED ALERT SYSTEM
- REDINGTON BRIDGE UPDATE – PERMIT STILL UNDER TECHNICAL REVIEW
- KING STREET DRAINAGE ISSUE STILL UNDER REVIEW BY THE BOROUGH, PROPERTY OWNER, AND CONTRACTOR.

# TROY BOROUGH GENERAL FUND

## INCOME STATEMENT AND BUDGET

	1 Month June 30, 2014	1 Month June 30, 2013	6 Months June 30, 2014	6 Months June 30, 2013	VARIANCE CY/LY	Var. %	Total Budget	Remaining Budget	Remaining %
<b>BUDGETED REVENUES</b>	\$ 2,334.91	\$ 5,002.53	\$ 177,488.38	\$ 177,532.62	(44.24)	0.02%	205,400.00	27,911.62	-13.59%
R.E. TAXES CURRENT (301.10)	0.00	0.00	11,747.87	12,056.59	(308.72)	2.56%	12,500.00	752.13	-6.02%
R.E. TAXES DELINQUENT (301.30)	401.61	419.19	5,621.30	3,206.56	2,414.74	-75.31%	7,100.00	1,478.70	-20.83%
PER CAPITA CURRENT (310.02)	190.00	210.00	4,276.60	4,463.20	(186.60)	4.18%	5,000.00	723.40	-14.47%
R.E. TRAN. TAX DEED (310.10)	0.00	0.00	451.00	913.00	(462.00)	50.60%	1,500.00	1,049.00	-69.93%
EARNED INC TAX CURR (310.21)	8,337.32	4,802.04	45,155.98	41,324.79	3,831.19	-9.27%	76,800.00	31,644.02	-41.20%
EARNED INC TAX PRIOR (310.02)	0.00	0.00	4,567.50	6,182.94	(1,615.44)	26.13%	6,200.00	1,632.50	-26.33%
OCCUP. TAXES CURRENT (310.41)	420.00	240.00	5,712.20	5,767.20	(55.20)	0.96%	7,200.00	1,488.00	-20.67%
OCCUP. TAXES PRIOR (310.42)	0.00	0.00	9,318.64	1,608.75	(643.50)	40.00%	2,200.00	1,234.75	-56.13%
CABLE TELE. FRANCH. (321.80)	0.00	0.00	4,280.58	6,892.69	(2,612.11)	37.90%	6,000.00	1,719.42	-28.66%
FINES, FORF., COST (330.00)	970.09	1,628.73	189.04	110.95	78.09	-70.38%	200.00	10.96	-5.48%
STATE AID PENSION GRANT	0.00	0.00	0.00	0.00	0.00	0.00%	32,184.98	32,184.98	-100.00%
BEVERAGE & LIQUOR (355.04)	0.00	0.00	450.00	150.00	300.00	-200.00%	650.00	200.00	-30.77%
POLICE SERVICES (362.10)	10.00	10.00	40.00	85.00	(45.00)	52.94%	200.00	160.00	-80.00%
BUILDING PERMITS (362.41)	398.23	411.90	143.56	143.56	268.34	-186.92%	60.00	(351.90)	586.50%
PARKING VIOLATIONS (363.21)	50.00	0.00	0.00	0.00	50.00	0.00%	30.00	(20.00)	66.67%
RECYCLE GRANT	0.00	0.00	0.00	0.00	1,312.00	0.00%	0.00	(1,312.00)	0.00%
OVERSHORT	0.00	0.00	0.00	0.00	0.00	0.00%	0.00	0.00	0.00%
Misc. Rev. Receipts (383.20)	6,670.34	10,886.47	48,789.71	58,255.20	(9,465.49)	16.25%	80,000.00	31,210.29	-39.01%
MED INS-EMPLOYEE CONTRIBUTION	0.00	142.04	0.00	923.26	(923.26)	100.00%	0.00	0.00	0.00%
<b>TOTAL BUDGETED REVENUES</b>	20,539.83	23,754.91	329,755.04	332,526.92	(2,771.88)	0.83	463,624.98	133,869.94	-28.87%
<b>BUDGETED EXPENSES</b>									
ADMINISTRATION									
PART TIME WAGES	0.00	0.00	0.00	119.70	(119.70)	-100.00	5,200.00	5,200.00	100.00%
PAYROLL FEES (402.310)	35.01	46.68	291.75	303.42	(11.67)	-3.85	650.00	358.25	55.12%
SALARY - MANAGER (401.121)	1,106.88	1,432.84	9,224.00	9,313.46	(89.46)	-0.96	19,200.00	9,976.00	51.96%
SALARY BOOKKEEPER (405.140)	367.20	475.20	3,056.40	3,085.36	(28.96)	-0.94	6,200.00	3,143.60	50.70%
DUES-SEMINARS-MEM. (400.420)	0.00	0.00	82.03	58.83	23.20	39.44	200.00	117.97	58.98%
MINOR EQUIPMENT (401.260)	0.00	0.00	0.00	273.20	(273.20)	-100.00	0.00	0.00	0.00%
ACCOUNTING (402.315)	73.33	0.00	1,378.33	1,330.00	48.33	3.63	1,500.00	121.67	8.11%
TELEPHONE (401.321)	202.14	53.30	1,051.58	1,030.53	21.05	2.04	2,100.00	1,048.42	49.92%
ADVERTISING (401.342)	0.00	8.73	384.40	167.01	217.39	130.17	300.00	(84.40)	-28.13%
BOND MGR/SECTY (401.353)	0.00	0.00	0.00	0.00	0.00	0.00	750.00	750.00	100.00%
COMPUTER EXPENSE	0.00	0.00	57.59	0.00	57.59	0.00	0.00	(57.59)	0.00%

# TROY BOROUGH GENERAL FUND INCOME STATEMENT AND BUDGET

	1 Month June 30, 2014	1 Month June 30, 2013	6 Months June 30, 2014	6 Months June 30, 2013	VARIANCE CY/LY	Var. %	Total Budget	Remaining Budget	Remaining %
AUDITING (402.311)	0.00	0.00	2,333.34	833.33	1,500.01	180.00	2,000.00	(333.34)	-16.67%
IND APPRAISER (402.312)	0.00	0.00	3,455.00	0.00	3,455.00	0.00	2,000.00	(3,255.00)	-1,627.50%
LEGAL SOLICITOR (404.00)	0.00	0.00	633.60	887.10	(253.50)	-28.58	3,000.00	2,366.40	78.88%
OVERTIME WAGES (406.183)	0.00	341.34	2,229.04	3,505.49	(1,276.45)	-36.41	2,000.00	(229.04)	-11.45%
OFFICE SUPPLIES (409.210)	0.00	0.00	309.59	375.00	(65.41)	-17.44	500.00	190.41	38.08%
MATERIAL & SUPPLIES (409.236)	0.00	7.22	25.22	28.47	(3.25)	-11.42	100.00	74.78	74.78%
ELECTRIC & GAS (409.360)	93.60	94.31	985.83	998.61	(12.78)	-1.28	2,000.00	1,014.17	50.71%
MINOR EQUIP. PURCH. (409.240)	0.00	0.00	0.00	0.00	0.00	0.00	300.00	300.00	100.00%
TRASH REMOVAL (409.365)	105.00	105.00	630.00	630.00	0.00	0.00	1,300.00	670.00	51.54%
HALL/BARN M & R (409.373)	0.00	0.00	13.29	109.51	(96.22)	-87.86	250.00	236.71	94.68%
COPIER CONTRACT (409.450)	0.00	0.00	0.00	0.00	0.00	0.00	225.00	225.00	100.00%
<b>TAX COLLECTOR</b>									
COMM ON TAX COLL (403.1140)	60.50	92.50	2,765.24	2,939.55	(174.31)	-5.93	3,400.00	634.76	18.67%
COMM ON EIT TAX (403.1141)	0.00	0.00	73.06	73.06	(73.06)	-100.00	2,000.00	2,000.00	100.00%
MATERIAL & SUPPLIES (403.200)	0.00	0.00	480.27	468.97	11.30	2.41	600.00	119.73	19.96%
TAX COLLECTOR BOND (403.353)	0.00	0.00	136.00	0.00	136.00	0.00	250.00	114.00	45.60%
<b>POLICE DEPARTMENT</b>									
SALARY OF CHIEF (410.120)	2,275.95	18,944.14	20,127.75	(1,183.61)	(1,183.61)	-5.88	39,450.00	20,505.86	51.98%
FULLTIME PATROLMAN (410.131)	1,900.80	15,975.60	5,637.60	10,338.00	183.38	183.38	33,500.00	17,524.40	52.31%
SALARY PART-TIMERS (410.133)	1,686.62	14,213.73	20,917.29	(6,703.56)	-32.05	11,600.00	11,600.00	(2,613.73)	-22.53%
NON-SCHEDULED PT OFFICER	106.50	886.73	441.08	445.65	101.04	600.00	600.00	(286.73)	-47.79%
OVERTIME PAY (410.134)	262.94	540.96	2,183.44	1,458.84	724.60	49.67	3,000.00	816.56	27.22%
OFFICE SUPPLIES (410.210)	0.00	0.00	1,476.28	209.22	1,267.06	605.61	480.00	(996.28)	-207.56%
MEMBERSHIPS & PUBLICATIONS	0.00	0.00	20.50	0.00	0.00	0.00	150.00	129.50	86.33%
EQUIPMENT MINOR (410.212)	269.00	0.00	141.57	147.43	104.14	400.00	400.00	111.00	27.75%
GASOLINE (410.231)	547.57	418.12	3,014.86	2,963.12	51.74	5,500.00	2,485.14	45.18%	
UNIFORMS (410.238)	130.75	493.90	2,124.20	(1,695.45)	-79.82	3,500.00	3,071.25	87.75%	
EQUIP COMMUNICATIONS(410.239)	0.00	375.00	34.00	2,472.95	(2,438.95)	-98.63	1,000.00	966.00	96.60%
POLICE EDUCATION (410.242)	0.00	0.00	0.00	0.00	0.00	500.00	500.00	100.00%	
TRAINING-AMMUNITION/TARGETS	0.00	0.00	535.97	1,180.41	(644.44)	-54.59	2,000.00	1,464.03	73.20%
TELEPHONE (410.320)	116.47	177.27	1,734.10	802.19	931.91	116.17	1,200.00	(534.10)	-44.51%
LEGAL COUNSEL (410.30)	0.00	1,639.60	74.00	14,078.48	(14,004.48)	-99.47	500.00	426.00	85.20%
TRAVEL EXP & MILEAGE(410.331)	0.00	0.00	0.00	0.00	0.00	0.00	500.00	500.00	100.00%
VEHICLE MAINT & REP (410.374)	120.84	2,406.49	1,258.11	4,911.06	(3,652.95)	-74.38	5,000.00	3,741.89	74.84%
ANIMAL SHELTER (410.310)	0.00	0.00	0.00	0.00	0.00	0.00	300.00	300.00	100.00%
TECHNOLOGY SUPPORT (410.450)	0.00	0.00	1,208.00	0.00	1,208.00	0.00	700.00	(508.00)	-72.57%
CAPITAL FUND	0.00	0.00	0.00	0.00	0.00	0.00	1,000.00	1,000.00	100.00%
CAR PYT (410.740) POL EQUIP	0.00	0.00	0.00	0.00	0.00	0.00	5,000.00	5,000.00	100.00%
POLICE CAPITAL EQUIP.	0.00	0.00	850.00	(850.00)	-100.00	0.00	0.00	0.00	0.00%

# TROY BOROUGH GENERAL FUND INCOME STATEMENT AND BUDGET

	1 Month June 30, 2014	1 Month June 30, 2013	6 Months June 30, 2014	6 Months June 30, 2013	VARIANCE CY/LY	Var. %	Total Budget	Remaining Budget	Remaining %
GENERAL GOVERNMENT	0.00	0.00	18,451.00	18,223.00	228.00	1.25	18,451.00	0.00	0.00%
CONTRACT PMT TVFD (411.520)	0.00	0.00	0.00	0.00	0.00	0.00	2,000.00	2,000.00	100.00%
LEGAL SERVICES (404.310)	0.00	0.00	0.00	0.00	0.00	0.00	2,000.00	2,000.00	100.00%
PLANNING & ZONING (414.00)	0.00	0.00	325.00	1,836.25	(1,511.25)	-82.30	1,000.00	675.00	67.50%
EMERGENCY MANAGEMENT (415.00)	0.00	0.00	0.00	273.20	(273.20)	-100.00	500.00	500.00	100.00%
CDL EXPENSES (417.316)	29.83	28.33	58.16	56.66	1.50	2.65	100.00	41.84	41.84%
CLEANING CONTRACT (423.373)	0.00	40.00	120.00	240.00	(120.00)	-50.00	480.00	360.00	75.00%
RECYCLING COLL. (426.367)	0.00	0.00	0.00	856.00	(856.00)	-100.00	0.00	0.00	0.00%
PUBLIC WORKS	46.97	88.90	391.00	387.25	3.75	0.97	725.00	334.00	46.07%
UNIFORMS (430.238)	0.00	15.00	93.34	2,295.78	(2,202.44)	-95.93	5,000.00	4,906.66	98.13%
CONTRACTED SERVICES (430.200)	0.00	0.00	195.35	999.52	(804.17)	-80.46	3,000.00	2,804.65	93.49%
GENERAL MAINT & REPAIR	470.64	0.00	925.64	1,047.31	(121.67)	-11.62	1,000.00	74.36	7.44%
PUBLIC WORKS FT WAGES	1,841.20	2,395.20	15,318.40	15,318.80	65.60	0.43	20,500.00	5,115.60	24.95%
GASOLINE (430.231)	134.57	187.20	1,099.80	1,476.57	(376.77)	-25.52	2,500.00	1,400.20	56.01%
MINOR EQUIP REPLAC (430.260)	0.00	0.00	0.00	0.00	0.00	0.00	500.00	500.00	100.00%
VEHICLE OPER. EXP (430.330)	0.00	66.00	507.89	822.47	(314.58)	-38.25	1,300.00	792.11	60.93%
GAS & ELEC BARN (430.360)	31.92	40.02	1,100.70	780.95	319.75	40.94	1,300.00	199.30	15.33%
SNOW & ICE	0.00	0.00	21.49	0.00	21.49	0.00	3,000.00	2,978.51	99.28%
MATERIAL & SUPPLIES (432.200)	0.00	0.00	0.00	0.00	0.00	0.00	0.00	0.00	0.00%
SIGNS & MARKINGS	0.00	0.00	271.20	198.75	72.45	36.45	500.00	228.80	45.76%
MATERIAL & SUPPLIES (433.200)	0.00	0.00	0.00	0.00	0.00	0.00	1,000.00	1,000.00	100.00%
MAINT & REPAIR (433.372)	0.00	0.00	0.00	0.00	0.00	0.00	1,000.00	1,000.00	100.00%
TRAFFIC SIG. ELEC (433.361)	22.63	21.61	131.05	129.36	1.69	1.31	500.00	368.95	73.79%
ST. LIGHTS ELEC (434.361)	799.72	0.00	5,110.52	5,415.90	(305.38)	-5.64	14,000.00	8,889.48	63.50%
STORM SEWERS	232.06	0.00	232.06	0.00	232.06	0.00	5,000.00	4,767.94	95.36%
MATERIALS & SUPPLIES (436.20)	0.00	0.00	0.00	0.00	0.00	0.00	2,000.00	2,000.00	100.00%
MAINT & REPAIR (436.372)	0.00	0.00	0.00	0.00	0.00	0.00	0.00	0.00	0.00%
MACHINERY & TOOL REPAIR	0.00	0.00	0.00	0.00	0.00	0.00	0.00	0.00	0.00%
TOOLS & MINOR EQUIP (437.260)	0.00	23.51	51.97	40.17	11.80	29.38	150.00	98.03	65.35%



**TROY BOROUGH  
GENERAL FUND  
INCOME STATEMENT AND BUDGET**

	1 Month June 30, 2014	1 Month June 30, 2013	6 Months June 30, 2014	6 Months June 30, 2013	VARIANCE CY/LY	% Var.	Total Budget	Remaining Budget	% Remaining
POLICE-UNBUDGETED	0.00	0.00	58.50	162.00	103.50	176.92	0.00	(162.00)	0.00%
POLICE-UNBUDGET-TECHNOLOGY E	70.00	0.00	0.00	70.00	70.00	0.00	0.00	(70.00)	0.00%
BANK CHARGES	0.00	0.00	0.00	3.00	3.00	0.00	0.00	(3.00)	0.00%
MAINT/REP. (432.330)	0.00	0.00	0.00	2,590.98	2,590.98	0.00	0.00	(2,590.98)	0.00%
REIMBURSABLE EXPENSES	0.00	0.00	61,042.96	1,318.26	(59,724.70)	-97.84	0.00	(1,318.26)	0.00%
UNION DUES EXPENSE	106.00	891.00	1,455.00	622.00	(833.00)	-57.25	0.00	(622.00)	0.00%
UNBUDGETED EXPENSE (481.701)	0.00	8.00	346.49	223.00	(123.49)	-35.64	0.00	(223.00)	0.00%
MEDICAL INSURANCE BUY-OUT	0.00	0.00	166.66	166.66	0.00	0.00	0.00	(166.66)	0.00%
TOTAL UNBUDGETED EXPENSE	191.00	3,604.00	84,386.44	26,535.87	(57,850.57)	-68.55	0.00	(26,535.87)	0.00%
INCOME(LOSS) before transfer	62,322.19	(1,039.68)	143,662.72	199,087.99	55,425.27	38.58	0.00	(199,087.99)	0.00%
TRANSFER IN	0.00	2,095.20	2,095.20	115.87	(1,979.33)	-94.47	0.00	(115.87)	0.00%
TRANSFER OUT	6,970.34	12,964.07	64,279.34	47,480.58	(16,798.76)	-26.13	0.00	(47,480.58)	0.00%
NET INCOME(LOSS)	55,351.85	(11,908.55)	81,478.58	151,723.28	70,244.70	86.21	0.00	(151,723.28)	0.00%





**TROY BOROUGH  
WATER FUND  
INCOME STATEMENT AND BUDGET**

	1 Month June 30, 2014	1 Month Ended June 30, 2013	6 Months June 30, 2014	6 Months June 30, 2013	VARIANCE CYLY	VAR. %	TOTAL BUDGET	BUDGET REMAINING	% REMAINING
CONTRACTED SERVICES	0.00	0.00	0.00	0.00	0.00	0.00%	2,000.00	2,000.00	100.00%
SOCIAL SECURITY (6448.161)	342.85	426.60	2,784.68	2,591.28	193.40	7.46%	2,300.00	(484.68)	-21.07%
HEALTH & HOSP INS (6486.156)	2,104.44	1,691.66	12,626.64	10,594.71	2,031.93	19.18%	23,800.00	11,173.36	46.95%
INSURANCE (6486.350)	1,894.49	2,550.59	11,772.61	13,366.84	(1,594.23)	-11.93%	19,423.00	7,650.39	39.39%
POSTAGE (6480.325)	98.00	92.00	597.34	733.70	(136.36)	-18.59%	1,300.00	702.66	54.05%
CAPITAL IMPROVEMENTS (6448.700)	0.00	36,541.10	0.00	105,372.04	(105,372.04)	-100.00%	0.00	0.00	0.00%
LIFE INSURANCE	44.40	39.34	266.40	236.04	30.36	12.86%	400.00	133.60	33.40%
U C CLAIMS (6484.162)	0.00	0.00	0.00	0.00	0.00	0.00%	113.81	113.81	100.00%
<b>TOTAL BUDGETED EXPENSES</b>	<b>19,681.91</b>	<b>54,985.24</b>	<b>121,318.69</b>	<b>226,068.79</b>	<b>(104,750.10)</b>	<b>-46.34%</b>	<b>174,965.49</b>	<b>53,646.80</b>	<b>30.66%</b>
<b>BUDGETED NET INCOME</b>	<b>(4,632.89)</b>	<b>(40,997.90)</b>	<b>(41,960.60)</b>	<b>(139,649.96)</b>	<b>97,689.36</b>	<b>-69.95%</b>	<b>(371.97)</b>	<b>41,588.63</b>	<b>-11,180.64%</b>
<b>UNBUDGETED INCOME</b>	<b>6,828.15</b>	<b>0.00</b>	<b>40,250.19</b>	<b>8.17</b>	<b>40,242.02</b>	<b>492,558.3</b>	<b>0.00</b>	<b>(40,250.19)</b>	<b>0.00%</b>
WATER SINKING FUND-SURCHAR	0.00	(11.92)	0.00	0.00	0.00	0.00%	0.00	0.00	0.00%
OVER/SHORT	0.00	0.00	0.00	0.00	0.00	0.00%	0.00	0.00	0.00%
CUSTOMER DEPOSIT	0.00	(900.00)	0.00	(176.85)	176.85	-100.00%	0.00	0.00	0.00%
BULK WATER SALES	107.34	619.35	29,665.79	38,584.04	(8,918.25)	-23.11%	0.00	(29,665.79)	0.00%
REIMBURSEABLE INCOME	0.00	824.57	1,949.98	3,042.91	(1,092.93)	-35.92%	0.00	(1,949.98)	0.00%
<b>TOTAL UNBUDGETED INCOME</b>	<b>6,935.49</b>	<b>532.00</b>	<b>71,865.96</b>	<b>41,458.27</b>	<b>30,407.69</b>	<b>73.35%</b>	<b>0.00</b>	<b>(71,865.96)</b>	<b>0.00%</b>
<b>UNBUDGETED EXPENSE</b>	<b>7,022.88</b>	<b>7,022.88</b>	<b>42,137.28</b>	<b>42,137.28</b>	<b>0.00</b>	<b>0.00%</b>	<b>0.00</b>	<b>(42,137.28)</b>	<b>0.00%</b>
PENN VEST PAYMENTS	0.00	0.00	0.00	3.08	(3.08)	-100.00%	0.00	0.00	0.00%
SWIFTEACH NOTIFICATION SYS	0.00	0.00	0.00	0.00	0.00	0.00%	0.00	0.00	0.00%
WEBSITE EXP	15.00	0.00	15.00	15.00	0.00	0.00%	0.00	(15.00)	0.00%
SALE BARN LEASE	0.00	0.00	0.00	12,185.75	(12,185.75)	-100.00%	0.00	0.00	0.00%
BORO BARN MAT & SUP	0.00	0.00	14.99	90.76	(75.77)	-83.48%	0.00	(14.99)	0.00%
MEDICAL INSURANCE BUY-OUT	0.00	0.00	166.68	166.68	0.00	0.00%	0.00	(166.68)	0.00%
REIMBURSABLE EXPENSES	3,103.00	298.33	3,317.71	1,320.42	1,997.29	151.26%	0.00	(3,317.71)	0.00%
UNBUDGETED EXPENSE (6448.70)	100.00	100.00	148.65	346.27	(197.62)	-57.07%	0.00	(148.65)	0.00%
BULK WATER EXPENSE	0.00	0.00	342.49	184.31	158.18	85.82%	0.00	(342.49)	0.00%
<b>TOTAL UNBUDGETED EXPENS</b>	<b>10,240.88</b>	<b>7,421.21</b>	<b>46,142.80</b>	<b>56,434.55</b>	<b>(10,291.75)</b>	<b>-18.24%</b>	<b>0.00</b>	<b>(46,142.80)</b>	<b>0.00%</b>
<b>INCOME (LOSS) before transfer</b>	<b>\$ (7,938.28)</b>	<b>\$ (47,887.11)</b>	<b>\$ (16,237.44)</b>	<b>\$ (154,626.24)</b>	<b>138,388.80</b>	<b>-89.50%</b>	<b>(371.97)</b>	<b>15,865.47</b>	<b>-4,265.26%</b>
TRANSFER	0.00	36,541.10	1,058.11	861.68	(104,241.29)	-99.00%	0.00	(1,058.11)	0.00%
TRANSFER IN	57.89	118.88	489.29	489.29	(372.39)	-43.22%	0.00	(489.29)	0.00%
TRANSFER OUT	0.00	0.00	0.00	0.00	0.00	0.00%	0.00	0.00	0.00%





**TROY BOROUGH  
SEWER FUND  
INCOME STATEMENT AND BUDGET**

	1 Month	1 Month	6 Months	6 Months	6 Months	6 Months	TOTAL	BUDGET	REMAINING
	June 30, 2014	June 30, 2013	June 30, 2014	June 30, 2013	June 30, 2014	June 30, 2013	BUDGET	BUDGET	REMAINING
	1 Month	1 Month	6 Months	6 Months	6 Months	6 Months	%	%	%
			VARIANCE	VARIANCE	VARIANCE	VARIANCE	%	%	%
			CY/LY	CY/LY	CY/LY	CY/LY	%	%	%
MATERIAL & SUPPLIES(8429.201)	0.00	0.00	2,097.51	2,125.68	(28.17)	(1.33)%	3,500.00	1,402.49	40.07%
PERMIT/DISCHARGE SEW (8429.30)	0.00	0.00	0.00	0.00	0.00	0.00%	500.00	500.00	100.00%
ELECTRICITY (8429.3611)	1,743.60	1,969.35	9,973.45	9,75.20	9.78%	21,500.00	10,551.35	49.08%	
SLUDGE/OAQC (8429.367)	0.00	8,677.50	38,551.50	27,547.00	11,004.50	39.95%	45,000.00	6,448.50	14.33%
MAINT & REPAIR (8429.3701)	0.00	0.00	193.73	2,757.95	(2,564.22)	(92.98)%	4,000.00	3,806.27	95.16%
WATER/SEWER PLANT CONTRACT	1,623.00	0.00	10,560.25	9,049.50	1,510.75	16.69%	15,000.00	4,439.75	29.60%
BUILDING HALL AND BARN									
HALL/BARN M & R (8409.373)	0.00	0.00	13.29	68.93	(55.64)	(80.72)%	150.00	136.71	91.14%
MATERIAL & SUPPLIES(8429.204)	0.00	0.00	14.97	56.71	(41.74)	(73.60)%	0.00	-14.97	0.00%
GAS & ELEC (8429.3601)	125.50	134.32	2,086.39	1,751.99	334.40	19.09%	2,729.95	643.56	23.57%
BUILDING SEWER									
MATERIAL & SUPPLIES(8429.205)	0.00	37.11	451.64	594.97	(143.33)	(24.09)%	678.46	226.82	33.43%
HEAT (8429.230)	0.00	601.00	3,899.00	4,465.00	(566.00)	(12.68)%	6,500.00	2,601.00	40.02%
GENERAL EXP. (8429.460)	0.00	0.00	44.00	3.03	40.97	1,352.15	1,500.00	1,456.00	97.07%
GENERAL OPERATIONS									
TOOL & MINOR EQUIP(8429.2605)	0.00	23.50	51.98	313.35	(261.37)	(83.41)%	452.67	400.69	88.52%
VEHICLE EXP. (8429.330)	0.00	66.00	510.87	822.42	(311.55)	(37.88)%	1,581.04	1,070.17	67.69%
GASOLINE (8429.231)	134.57	187.20	1,099.75	1,476.51	(376.76)	(25.52)%	2,463.81	1,364.06	55.36%
MAINT & REPAIR (8429.3702)	0.00	0.00	1,047.30	1,047.30	(1,047.30)	(100.00)%	1,074.11	1,074.11	100.00%
UNIFORMS (8429.238)	46.97	88.89	390.98	387.05	3.93	1.02%	708.96	317.98	44.85%
BENEFITS									
MISCELLANEOUS									
SOCIAL SECURITY (8429.161)	158.82	167.17	1,451.21	1,244.08	207.13	16.65%	2,586.62	1,135.41	43.90%
CONTRACTED SERVICES	0.00	15.00	138.32	1,868.77	(1,748.45)	(92.67)%	1,500.00	1,361.68	90.78%
POSTAGE (8480.325)	98.00	92.00	597.33	733.65	(136.32)	(18.58)%	1,200.00	602.67	50.22%
CAPITAL IMPROVEMTS (8429.700)	0.00	0.00	0.00	21,025.80	(21,025.80)	(100.00)%	5,349.24	5,349.24	100.00%
PUMPS	1,055.00	0.00	1,055.00	0.00	1,055.00	0.00%	0.00	-1,055.00	0.00%
CHESSAPEAKE BAY	0.00	0.00	0.00	14,894.87	(14,894.87)	(100.00)%	1,000.00	1,000.00	100.00%
HEALTH & HOSP INS (8486.156)	2,104.44	1,691.66	12,626.64	10,594.67	2,031.97	19.18%	21,801.08	9,174.44	42.08%
INSURANCE (8486.350)	1,894.47	2,532.84	11,772.49	13,349.01	(1,576.52)	(11.81)%	23,414.71	11,642.22	49.72%
LIFE INSURANCE	44.40	39.33	266.40	235.98	30.42	12.89%	457.56	191.16	41.78%
U C CLAIMS (8484.162)	0.00	0.00	0.00	0.00	0.00	0.00%	113.80	113.80	100.00%

**TROY BOROUGH  
SEWER FUND  
INCOME STATEMENT AND BUDGET**

	1 Month	1 Month	6 Months	6 Months	6 Months	6 Months	TOTAL	BUDGET	BUDGET	REMAINING
	June 30, 2014	June 30, 2013	June 30, 2014	June 30, 2013	June 30, 2014	June 30, 2013	REMAINING	REMAINING	REMAINING	%
			VARIANCE	VARIANCE	%	%				
			CY/LY	CY/LY						
<b>TOTAL BUDGET EXPENSES</b>	14,236.18	23,161.78	139,248.18	163,001.90	(23,753.72)	(14.57)%	254,159.28	114,911.10	114,911.10	45.21%
<b>BUDGETED NET INCOME</b>	4,670.43	(3,121.30)	(22,091.22)	(49,412.15)	27,320.93	(55.29)%	0.00	22,091.22	22,091.22	0.00%
<b>UNBUDGETED INCOME</b>	0.00	(11.91)	0.00	0.00	0.00	0.00%	0.00	0.00	0.00	0.00%
OVER/SHORT	0.00	(11.91)	0.00	0.00	0.00	0.00%	0.00	0.00	0.00	0.00%
CUSTOMER DEPOSIT	0.00	(900.00)	0.00	(304.71)	304.71	(100.00)%	0.00	0.00	0.00	0.00%
MISCELLANEOUS (8380.00)	57.90	176.71	3,226.40	7,144.79	(3,918.39)	(54.84)%	0.00	-3,226.40	-3,226.40	0.00%
REIMBURSEABLE INCOME	0.00	298.31	1,325.60	442.92	882.68	199.29%	0.00	-1,325.60	-1,325.60	0.00%
<b>TOTAL UNBUDGET INCOME</b>	57.90	(436.89)	4,552.00	7,283.00	(2,731.00)	(37.50)%	0.00	-4,552.00	-4,552.00	0.00%
<b>UNBUDGETED EXPENSE</b>	0.00	0.00	0.00	3.07	(3.07)	(100.00)%	0.00	0.00	0.00	0.00%
SWIFTRACH NOTIFICATION SYS	0.00	0.00	0.00	3.07	(3.07)	(100.00)%	0.00	0.00	0.00	0.00%
WEBSITE EXPENSE	15.00	0.00	15.00	0.00	15.00	0.00%	0.00	-15.00	-15.00	0.00%
DEPRECIATION EXP. - SEWER	0.00	1,717.39	0.00	1,717.39	(1,717.39)	(100.00)%	0.00	0.00	0.00	0.00%
REIMBURSABLE EXPENSES	2,850.00	298.31	3,064.71	442.92	2,621.79	591.93%	0.00	-3,064.71	-3,064.71	0.00%
UNBUDGETED EXPENSE (8429.70)	0.00	0.00	103.65	4,078.41	(3,974.76)	(97.46)%	0.00	-103.65	-103.65	0.00%
MEDICAL INSURANCE BUY-OUT	0.00	0.00	166.66	166.66	0.00	0.00%	0.00	-166.66	-166.66	0.00%
<b>TOTAL UNBUDGET EXPENSE</b>	2,865.00	2,015.70	3,350.02	6,408.45	(3,058.43)	(47.72)%	0.00	-3,350.02	-3,350.02	0.00%
<b>INCOME (LOSS) before transfer</b>	\$ 1,863.33	\$ (5,573.89)	\$ (20,889.24)	\$ (48,537.60)	27,648.36	(56.96)%	0.00	20,889.24	20,889.24	0.00%
<b>TRANSFER</b>	0.00	0.00	17.93	35,340.89	(35,322.96)	(99.95)%	0.00	-17.93	-17.93	0.00%
TRANSFER IN	57.90	118.89	489.29	171.86	317.43	184.70%	0.00	-489.29	-489.29	0.00%
TRANSFER OUT	1,805.43	(5,692.78)	(21,360.60)	(13,368.57)	(7,992.03)	59.78%	0.00	21,360.60	21,360.60	0.00%
<b>NET INCOME (LOSS)</b>	1,863.33	(5,573.89)	(20,889.24)	(48,537.60)	27,648.36	(56.96)%	0.00	20,889.24	20,889.24	0.00%

**TROY BOROUGH  
POLICE PENSION FUND  
INCOME STATEMENT AND BUDGET**

	1 Month	1 Month	6 Months	6 Months	VARIANCE	%	TOTAL	BUDGET	BUDGET REMAINING	%
	June 30, 2014	June 30, 2013	June 30, 2014	June 30, 2013	CY/LY					
<b>REVENUES</b>										
STATE AID ACT 205 (60.101)	\$ 0.00	\$ 0.00	\$ 980.87	\$ 980.87	0.00	0.00%	980.87	0.00	(980.87)	0.00%
5% EMPLOYEES CONTRIBUTION	221.97	299.44	1,855.07	1,321.07	534.00	-40.42%	534.00	0.00	(1,855.07)	0.00%
REIMB SERVICE FEE	0.00	0.00	88.87	88.87	88.87	0.00%	88.87	0.00	(88.87)	0.00%
DIVIDENDS/CAPITAL GAIN DISTR	196.80	270.62	1,225.18	1,018.65	206.53	-20.27%	206.53	0.00	(1,225.18)	0.00%
INVESTMENT GAIN/LOSS	1,554.90	(2,851.71)	5,130.06	2,903.46	2,226.60	-76.69%	2,226.60	0.00	(5,130.06)	0.00%
GAIN/LOSS ON SALE	0.00	0.00	(83.52)	0.00	(83.52)	0.00%	(83.52)	0.00	83.52	0.00%
TRANSFER	0.00	0.00	0.00	1,578.50	(1,578.50)	100.00%	0.00	0.00	0.00	0.00%
<b>TOTAL REVENUES</b>	1,973.67	(2,281.65)	9,196.53	6,821.68	2,374.85	34.81%	2,374.85	0.00	(9,196.53)	0.00%
<b>OPERATING EXPENSES</b>										
PENSION PAYMENT (60.200)	1,925.60	1,925.60	11,553.60	11,553.60	0.00	0.00%	0.00	0.00	(11,553.60)	0.00%
REIMBURSE 5% CONTRIBUTION	0.00	0.00	0.00	292.78	(292.78)	-100.00%	0.00	0.00	0.00	0.00%
MANAGEMENT FEE	0.00	0.00	0.00	293.15	(293.15)	-100.00%	0.00	0.00	0.00	0.00%
BANK CHARGES	0.00	0.00	609.75	0.00	609.75	0.00%	609.75	0.00	(609.75)	0.00%
<b>TOTAL OPERATING EXPENSE</b>	1,925.60	1,925.60	12,163.35	12,139.53	23.82	0.20%	23.82	0.00	(12,163.35)	0.00%
<b>NET INCOME (LOSS)</b>	\$ 48.07	\$ (4,207.25)	\$ (2,966.82)	\$ (5,317.85)	2,351.03	-44.21%	2,351.03	0.00	2,966.82	0.00%

**TROY BOROUGH  
CASE COMMUNITY TRUST FUND  
INCOME STATEMENT AND BUDGET**

	1 Month June 30, 2014	1 Month June 30, 2013	6 Months June 30, 2014	6 Months June 30, 2013	VARIANCE CY/LY	% VAR.	TOTAL BUDGET	BUDGET REMAINING	% REMAINING
<b>REVENUES</b>									
INTEREST - CASE TRUST FUND	15.64	13.31	80.04	80.04	2.14	-2.67%	0.00	(82.18)	0.00%
DONATION - CASE TRUST	32,664.00	31,201.00	32,664.00	32,664.00	1,463.00	-4.69%	0.00	(32,664.00)	0.00%
TRANSFER IN	0.00	7,491.88	7,491.88	7,491.88	(7,491.88)	100.00%	0.00	0.00	0.00%
<b>TOTAL REVENUES</b>	<u>32,679.64</u>	<u>38,706.19</u>	<u>38,772.92</u>	<u>32,746.18</u>	<u>(6,026.74)</u>	<u>-15.54%</u>	<u>0.00</u>	<u>(32,746.18)</u>	<u>0.00%</u>
<b>OPERATING EXPENSES</b>									
DONATION	0.00	7,491.88	7,491.88	7,491.88	(7,491.88)	-100.00%	0.00	0.00	0.00%
TRANSFER	0.00	5,166.88	5,166.88	5,166.88	(5,166.88)	-100.00%	0.00	0.00	0.00%
<b>TOTAL OPERATING EXPENSES</b>	<u>0.00</u>	<u>12,658.76</u>	<u>12,658.76</u>	<u>0.00</u>	<u>(12,658.76)</u>	<u>-100.00%</u>	<u>0.00</u>	<u>0.00</u>	<u>0.00%</u>
<b>Net Income (Loss)</b>	<u>\$ 32,679.64</u>	<u>\$ 26,047.43</u>	<u>\$ 26,114.16</u>	<u>\$ 32,746.18</u>	<u>6,632.02</u>	<u>25.40%</u>	<u>0.00</u>	<u>(32,746.18)</u>	<u>0.00%</u>



**TROY BOROUGH  
GENERAL CAPITAL RESERVE FUND  
INCOME STATEMENT**

	1 Month Ended June 30, 2014	1 Month Ended June 30, 2013	6 Months Ended June 30, 2014	6 Months Ended June 30, 2013	VARIANCE CY/LY	% VAR
<b>REVENUES</b>						
INTEREST	\$ 38.96	\$ 29.76	\$ 225.15	\$ 164.54	60.61	36.84
TRANSFER	6,970.34	10,986.47	46,404.54	60,720.41	-14,315.87	-23.58
<b>TOTAL REVENUES</b>	<u>7,009.30</u>	<u>11,016.23</u>	<u>46,629.69</u>	<u>60,884.95</u>	<u>-14,255.26</u>	<u>-23.41</u>
<b>OPERATING EXPENSES</b>						
<b>NET INCOME (LOSS)</b>	<u>\$ 7,009.30</u>	<u>\$ 11,016.23</u>	<u>\$ 46,629.69</u>	<u>\$ 60,884.95</u>	<u>-14,255.26</u>	<u>-23.41</u>

**TROY BOROUGH  
WATER CAPITAL RESERVE FUND  
INCOME STATEMENT**

	1 Month Ended	1 Month Ended	6 Months Ended	6 Months Ended	6 Months Ended	VARIANCE	%
	June 30, 2014	June 30, 2013	June 30, 2014	June 30, 2013	June 30, 2013	CYLY	VAR
<b>REVENUES</b>							
INTEREST WATER DEP (340)	\$ 13.40	\$ 15.29	\$ 80.73	\$ 80.73	\$ 99.57	-18.84	-18.92
TRANSFER	57.89	63.75	431.35	431.35	240.49	190.86	79.36
<b>TOTAL REVENUES</b>	71.29	79.04	512.08	512.08	340.06	172.02	50.59
<b>OPERATING EXPENSES</b>							
TRANSFER	0.00	36,541.10	0.00	0.00	105,299.40	-105,299.40	-100.00
<b>TOTAL OPERATING EXPE</b>	0.00	36,541.10	0.00	0.00	105,299.40	-105,299.40	-100.00
<b>NET INCOME(LOSS)</b>	\$ 71.29	\$ (36,462.06)	\$ 512.08	\$ 512.08	\$ (104,959.34)	105,471.42	-100.49

**TROY BOROUGH  
SEWER CAPITAL RESERVE FUND  
INCOME STATEMENT**

	1 Month Ended June 30, 2014	1 Month Ended June 30, 2013	6 Months Ended June 30, 2014	6 Months Ended June 30, 2013	VARIANCE CY/LY	% VAR
REVENUES						
INTEREST	\$ 7.69	\$ 9.74	\$ 46.30	\$ 71.73	-25.43	-35.45
INTEREST TRANSFER	0.00	63.76	373.46	179.31	194.15	108.28
TOTAL REVENUES	7.69	73.50	419.76	251.04	168.72	67.21
OPERATING EXPENSES						
TRANSFER	(57.90)	0.00	(57.90)	34,837.41	-34,895.31	-100.17
TOTAL OPERATING EXPENSE	(57.90)	0.00	(57.90)	34,837.41	-34,895.31	-100.17
NET INCOME(LOSS)	\$ 65.59	\$ 73.50	\$ 477.66	\$ (34,586.37)	35,064.03	-101.38

## WATER & SEWER

- TWO WATER LINE REPAIRS ARE PLANNED FOR LATE JULY AND EARLY AUGUST.
- WEST MAIN STREET IN THE EAST BOUND LANE TO REPAIR A WATERLINE OR TERMINATE A DEAD CONNECTION.
- ELMIRA STREET IN FRONT OF THE BORO OFFICE TO LEVEL THE STREET DUE TO 10 INCH WATER LINE LOCATED UNDER THE AREA, THIS IS TO PREVENT POSSIBLE DAMAGE TO THE LINE.

## PROTECTION TO PERSONS & PROPERTY

- A BUILDING IN THE DOWNTOWN AREA THAT IS SEEN AS UNSAFE IS CURRENTLY UNDER REVIEW FOR STRUCTURAL REPAIRS. THIS IS BEING TAKEN ON BY THE PROPERTY OWNER AND A CONTRACTOR.



# Dispute Notice

*NBA AUG 11th*

Date: 07/16/2014

In accord with the provisions of Section 8(d)(3) of the Taft-Hartley Act of 1947, you are hereby notified that a dispute exists between:

Troy Borough

Name of Company

49 Elmira Street, Troy, Pa. 16947

Address of Company

Daniel J. Close 49 Elmira Street, Troy, Pa. 16947 (570) 297-2966

Name, Address and Telephone Number of Company Representative to Contact

danclose@epix.net

E-Mail

**AND**

Teamsters Local 549

Name of Union and Local Number

129 East Chemung Place, Elmira NY. 14904

Address of Union

John Farwell III, 129 East Chemung Place, Elmira NY. 14904 (607) 733-6519

Name, Address and Telephone Number of Union Representative to Contact

unknown

E-Mail

12/31/2014

Date of Termination of Contract

2

Number of Employees in Bargaining Unit

Public Works

Product or Service



Signature

(This notice must be filed at least 30 days prior to expiration date of contract. Submit one copy to the Bureau of Mediation. A second copy may be used to notify Federal Mediation and Conciliation Service as required by law.)

Check on whose behalf this notice is filed:  Union  Employer